



# Competition Rules Canopy Piloting

2025 Edition  
Effective 1 March 2025



Ver.1, 2025-03-01

Copyright 2025

All rights reserved. Copyright in this document is owned by the Fédération Aéronautique Internationale (FAI). Any person acting on behalf of the FAI or one of its members is hereby authorised to copy, print, and distribute this document, subject to the following conditions:

1. **The document may be used for information only and may not be exploited for commercial purposes.**
2. **Any copy of this document or portion thereof must include this copyright notice.**
3. **Regulations applicable to air law, air traffic and control in the respective countries are reserved in any event. They must be observed and, where applicable, take precedence over any sport regulations**

Note that any product, process or technology described in the document may be the subject of other Intellectual Property rights reserved by the Fédération Aéronautique Internationale or other entities and is not licensed hereunder.

## RIGHTS TO FAI INTERNATIONAL SPORTING EVENTS

All international sporting events organised wholly or partly under the rules of the Fédération Aéronautique Internationale (FAI) Sporting Code are termed FAI international sporting events. Under the FAI Statutes, FAI owns and controls all rights relating to FAI international sporting events. FAI Members shall, within their national territories, enforce FAI ownership of FAI international sporting events and require them to be registered in the FAI Sporting Calendar.

An event organiser who wishes to exploit rights to any commercial activity at such events shall seek prior agreement with FAI. The rights owned by FAI which may, by agreement, be transferred to the event organiser include, but are not limited to advertising at or for FAI events, use of the event name or logo for merchandising purposes and use of any sound, image, program and/or data, whether recorded electronically or otherwise or transmitted in real time. This includes specifically all rights to the use of any material, electronic or other, including software, that forms part of any method or system for judging, scoring, performance evaluation or information utilised in any FAI international sporting event.

Any person or legal entity that accepts responsibility for organising a FAI Sporting event, whether or not by written agreement, in doing so also accepts the proprietary rights of FAI as stated above. Where no transfer of rights has been agreed in writing, FAI shall retain all rights to the event. Regardless of any agreement or transfer of rights, FAI shall have, free of charge for its own archival and/or promotional use, full access to any sound and/or visual images of any FAI Sporting event. The FAI also reserves the right to arrange at its own expense for any and all parts of any event to be recorded.



Link for FAI Statutes and By Laws

## Revisions

VERSION	AMENDMENTS
Ver. 1.0 2025-03-01	Revisions table added. (list of reference No's changed). , 2.0 Defn's,3.4.3, 3.4.4, 4.2.5,5.4.2, 6.5.3,6.5.3.1, 6.5.3.2, 7.1.3.1, 8.1.5, A2, B.1.7, Annex F,

## CONTENTS

This document, the Competition Rules for Canopy Piloting, 2025 Edition, takes effect on 1<sup>st</sup> March 2025. The 2025 Edition differs from the 2024 edition in those paragraphs with a vertical bar in the margin.

1	FAI AUTHORITY.....	6
2	ABBREVIATIONS, DEFINITIONS AND PHRASES USED IN THESE RULES .....	6
3	RULES SPECIFIC TO THE COMPETITION.....	8
3.1	Aims of the Competition .....	8
3.2	Composition of Delegations .....	8
3.3	Composition of a National Canopy Piloting Team.....	8
3.4	Program of Events .....	8
4	EVENT DESCRIPTIONS AND OBJECTIVES .....	9
4.1	Standard-Competition-Format Events .....	9
4.2	Alternative-Competition-Format Events .....	9
5	GENERAL RULES .....	9
5.1	Wind Conditions and Indicators .....	9
5.2	Minimum Exit Altitude On One Pass.....	10
5.3	Equipment and Weights .....	10
5.4	Official Practice Period .....	10
5.5	Jump Order and Exit Assignment .....	11
5.6	Safety Violations.....	11
5.7	Safety Issues.....	12
5.8	Equipment Control Problems .....	12
5.9	Re-Jumps Due to Equipment Problems.....	13
5.10	Re-Jumps Due to Weather Conditions .....	13
5.11	Re-Jumps Due to Outside Interference .....	13
5.12	Re-Jumps Due to Technical Factors .....	13
5.13	Re-Jump Procedures .....	14
6	SCORING.....	14
6.1	Scoring in All Events .....	14
6.2	Scoring in Carved Speed 70 metres .....	14
6.3	Scoring in Drag Speed 50 metres .....	15
6.4	Scoring in Max Speed 50 metres .....	15
6.5	Scoring in Drag Distance 50 metres .....	15
6.6	Scoring in Max Distance .....	15
6.7	Scoring in Full Drag Distance.....	16
6.8	Scoring in Zone Accuracy .....	16

6.9	Calculation of Points .....	16
7	JUDGING .....	17
7.1	Judges' Conference .....	17
8	VIDEO CAMERAS .....	17
8.1	Use of Video Camera System.....	17
8.2	Video Review .....	18
8.3	Challenges .....	18
9	DETERMINATION OF CHAMPIONS .....	19
9.1	Event Champions.....	19
9.2	Tie-Breaks .....	20
9.3	Medals Awarded.....	20
	ANNEX A: GENERAL COURSE SPECIFICATIONS.....	21
	ANNEX B: SPEED COUSE SPECIFICATIONS .....	22
	ANNEX C: DISTANCE COURSE SPECIFICATIONS .....	23
	ANNEX D: ZONE ACCURACY COURSE SPECIFICATIONS .....	24
	ANNEX E: LIST FOR DRESSED WEIGHT (DWIPE) AND ADDITIONAL INDIVIDUAL WEIGHT (AIW).....	25
	ANNEX F: EXAMPLES OF COURSE LAYOUTS .....	26
	ANNEX G: RECOMMENDED STANDARD JUDGING SIGNALS .....	29
	ANNEX H: VIDEO REVIEW FORM.....	30
	ANNEX I: RE-JUMP FORM.....	31
	ANNEX J: CHALLENGE FORM .....	32

## 1 FAI AUTHORITY

The competition will be conducted under the authority granted by the FAI, according to the regulations of the Sporting Code of the FAI, General Section, and Section 5 as approved by the ISC and validated by the FAI, and these rules. All participants accept these rules and the FAI regulations as binding by registering in the competition.

## 2 ABBREVIATIONS, DEFINITIONS AND PHRASES USED IN THESE RULES

**AIW**—Additional individual weight that a competitor can carry in accordance with Addendum E.

**Body**—The physical structure of a person, including clothing, footwear and the rig. No extensions of any kind or unnatural forms are considered body.

**Canopy down (CD)**—A situation in the Speed Event when a competitor's canopy makes surface contact prior to the competitor stopping the timing by breaking the sensor beam at G5 with his body. A pilot chute is not considered part of the canopy. The canopy may touch the ground as long as the competitor continues to fly the canopy in a controlled manner.

**Camera Operator**—The person responsible for setting up the video judging cameras and operations of the video camera system.

**Closed course**—If for any reason the Chief Judge (CJ), Event Judge (EJ) or the FAI Controller decides to close the course, an orange smoke canister and/or other suitable indicators will be placed at the beginning of the course or in another appropriate location. The indicator type and location will be described during the pre-event competitors' briefing. The smoke canisters and other indicators must be of the same type as described and used in the course closing drill.

**Control problem**—A condition of the parachute that makes it impossible to attempt a safe approach to the course.

**Course**—The designated path that competitors must navigate that is formed by gates and marked by sidelines in accordance with the details in Annexes A, B, C and D. Sidelines are part of the course.

**Course marker**—Devices that mark and indicate the boundaries of the course as shown in Annex A.

**Course Technical Director (CTD)**—A person appointed by the Organiser and accepted by the ISC Canopy Piloting Committee for that position. The person must be named and agreed to in the BID document as per FCEAD. The CTD is responsible for the planning, setup and maintenance of the courses before and during the competition.

**Default result (DR)**—A DR in all events is three points.

**Down-landing (DN)**—A landing where surface contact is made during the landing by any part of the body, other than the feet.

**DWIPE**—Normal dressed weight including clothing, footwear, parachute equipment and all other equipment worn on the jump but excluding AIW. See §5.3. "Equipment and Weights".

**Entry gate (G1)** —See gate. The first gate on the course.

**Exit gate (G5)**—See gate. The last gate on the speed course.

**Gate**—Consists of two course markers or electronic sensors separated laterally by a variable distance as specified in Annex A.

**Kiting/Kited**—The competitor keeps the canopy (excluding the pilot chute) flying without any surface contact by the canopy.

**Landing**—A landing starts when any part of the competitor's body makes surface contact, excluding contact due to water drag, and ends with a complete stop. Any surface contact counts as landing for scoring purposes.

**Landing zone**—In the Zone Accuracy event, landing zones, denoted as Z1-Z10 and CZ, are defined areas within the boundaries of the course with assigned point values as specified in Annex D.

**Marker Strike (MS)**—In all events, when any part of the competitor's body or equipment comes into contact with a course marker, sensor, transmitter or any other fixed judging device and causes it to become non-functional or to need repair of any kind, as determined by the CJ or EJ.

**Minimum result (MR)**—The MR in all events is zero points.

**Missed entry (ME)**—Not scoring G1 for any reason.

**No water drag (NW)**—Not clearly showing surface contact with the water with any part of the body. Water movement due to compressed air or water dropping from the competitor are not considered water drag.

**Off-course landing (OC)**—A situation when part of a competitor's body makes surface contact outside the course while not simultaneously maintaining surface contact within the course.

**OPP**—Official practice period

**Out-flying (OF)**—A situation when no part of a competitor's body remains within the course, at the course markers, and no surface contact occurs.

**Parachute equipment**—For the purpose of weight calculations described in §5.3.3., the parachute equipment is the parachute system (rig) and helmet, and any other piece of equipment the competitor may be using.

**Red card (RC)**—A penalty issued by authorised persons during the competition for actions that are or flying that is deemed unsafe or for unsporting behaviour as described in these rules and in The Sporting Code: General Section.

**Result**—The point value of a score, after applying the calculation procedure in §6.9 or the points resulting from a DR or MR.

**Safety zone**—The areas outside the course as specified in Annex A5.

**Score**—An evaluation by the judges of a competitor's achievement while navigating the course; e.g. time in seconds in Speed, distance in metres in Distance and points in Zone Accuracy. The minimum score is zero (0).

**Scoring a gate**—A gate is scored when any part of the competitor's body breaks the imaginary plane between the course markers that make up the gate, or breaks the gate's electronic sensor beam.

**Scoring a water gate**—To clearly show uninterrupted surface contact by performing a water drag with any part of the body, when passing through the imaginary line running between the leading (front) edge of the course marker at water level of a water gate.

**Stand-up landing (UP)**— A landing where no part of the body other than the feet makes surface contact.

**Surface contact**—The point at which any part of the competitor's body comes in contact with any part of the earth's surface including natural and/or man-made structures and materials.

**Vertical extension (VE)**—When a competitor passes between, but above the course markers that make up a gate, failing to score a gate. VE applies to gates as specified in the rules in paragraphs 6.1 to 6.8.

**VR**—video review.

**VRP**—video review panel.

**Water gate**— For the Zone Accuracy event, the gates located on the water portion of the course.

**Water drag**—Surface contact made by dragging any part of the body on or through the water portion of the course.

**Water landing (WL)**—A landing in the water portion of the course coming to a full stop in the water.

**Yellow card (YC)**—A penalty, often recognised as a warning, issued by authorised persons during the competition for actions or flying that is deemed unsafe or for unsporting behaviour as described in these rules and in the Sporting Code: General Section. A YC may, but is not required to, be issued before a red card. Two yellow

cards issued during a single competition are equivalent to and will have the same result as the issuance of a red card.

### 3 RULES SPECIFIC TO THE COMPETITION

#### 3.1 AIMS OF THE COMPETITION

- 3.1.1 To determine the champions of canopy piloting.
- 3.1.2 To promote safety and develop canopy piloting training and competition.
- 3.1.3 To exchange ideas and strengthen friendly relations between sport parachutists, judges and support personnel of all nations.
- 3.1.4 To allow participants to share and exchange experience, knowledge, and information.
- 3.1.5 To improve judging methods and practices.

#### 3.2 COMPOSITION OF DELEGATIONS

Each delegation may be comprised of:

- 3.2.1 One Head of Delegation
- 3.2.2 One Team Manager
- 3.2.3 A maximum of 8 competitors for a World Parachuting Competition or a maximum of 12 competitors for a World Cup or a Continental Regional Championship
- 3.2.4 Team Coaches - see SC5 4.4.2

#### 3.3 COMPOSITION OF A NATIONAL CANOPY PILOTING TEAM

- 3.3.1 For delegations with three registered competitors, the competitors will automatically form the national CP team upon registration unless the Head of Delegation or Team Manager disagrees.
- 3.3.2 For delegations with more than three registered competitors, the delegation may nominate three of its competitors to form the national CP team. This must be done before the exit order is finalised at the competitors meeting.

#### 3.4 PROGRAM OF EVENTS

- 3.4.1 The competition shall be comprised of three rounds in each of the events Speed, Distance and Zone Accuracy, as described in §4.
- 3.4.2 The host must specify in the bid the type of the events included, and in case of Carved Speed, the direction of the carve, left or right.
- 3.4.3 The minimum number of rounds required for a valid event is one round. A combined champion may only be declared if there is valid round in each of Speed, Distance and Zone Accuracy.
- 3.4.4 The competition will run for not less than five days and a maximum of seven days, D1 OPP, D2 OPP and Opening Ceremony, D3 + D4 + D5 (+ D6, +D7) competition days and Closing Ceremony.



- 3.4.5 After the start of the first round of a competition, any jumps that are not exclusively part of that competition are not permitted until that competition has been completed. In an instance where a Canopy Piloting Classic Competition and Canopy Piloting Freestyle competition are held within the same event, training jumps for the competition not yet started may only take place upon completion of the first competition along with permission of both the MD and CJ.

Indoor skydiving is allowed during Canopy Piloting competitions.

## 4 EVENT DESCRIPTIONS AND OBJECTIVES

### 4.1 STANDARD-COMPETITION-FORMAT EVENTS

- 4.1.1 Carved Speed 70m: To navigate a parachute in as fast a time as possible through G1 to G5 while remaining within the boundaries of the carved course. See §6.1 and §6.2 for additional requirements regarding scoring.
- 4.1.2 Drag Distance 50m: To navigate a parachute as far as possible from the entry gate by dragging water at or before the leading edge of G1, flying through G1 and G5 (50m), and landing within the boundaries of the course. See §6.1 and §6.5 for additional requirements regarding scoring.
- 4.1.3 Zone Accuracy: To navigate a parachute through G1, perform a water drag through as many of the water gates as possible, and continue on to land precisely within a landing zone. See §6.1 and §6.8 for additional requirements regarding scoring.

### 4.2 ALTERNATIVE-COMPETITION-FORMAT EVENTS

- 4.2.1 Alternative formats, if chosen, must be included in the bid for a First Category Event. They may be offered as replacements to one or more rounds either standard-competition-format Drag Distance or Carved Speed events as described in §4.1 while maintaining the number of rounds and events or as an addition to the standard competition format.
- 4.2.2 Drag Speed 50m: To navigate a parachute in as fast a time as possible by dragging water at or before G1 and continuing through G1 to G5 on the straight course. See §6.1 and §6.3 for additional requirements regarding scoring.
- 4.2.3 Max Speed 50m: To navigate a parachute as fast as possible through G1 to G5 on the straight course. See §6.1 and §6.4 for additional requirements regarding scoring.
- 4.2.4 Max Distance: To navigate a parachute as far as possible from the entry gate by flying through G1 and landing within the boundaries of the course. See §6.1 and §6.6 for additional requirements regarding scoring.
- 4.2.5 Full Drag Distance: To navigate a parachute as far as possible from the entry gate by dragging water at or before the leading edge of G1, touching water in each of WZ1 to WZ5, flying through G7 (positioned 20m after the end of WZ5), and landing within the boundaries of the course. See §6.1 and §6.5 for additional requirements regarding scoring.

## 5 GENERAL RULES

### 5.1 WIND CONDITIONS AND INDICATORS

- 5.1.1 The maximum allowable wind speed as measured by an anemometer is 7 m/s in any direction, except for Zone Accuracy where it is 5 m/s in any direction.

- 5.1.2 There must be an anemometric wind-measuring system, located in accordance with SC5, §4.3.5, which shall be checked at 10-minute intervals. If the winds exceed 5 m/s, it shall be monitored constantly until the winds have remained below 5 m/s for at least 5 minutes. In Zone Accuracy, if the winds exceed 3m/s, it shall be monitored constantly until the winds have remained below 3m/s for at least 5 minutes.
- 5.1.3 A windsock capable of responding to winds of at least 2 m/s shall be positioned within 50 metres of the course.
- 5.1.4 A wind direction indicator (streamer) capable of responding to winds of less than 2 m/s shall be mounted on a pole within 20 metres of G1.
- 5.1.5 The CJ will determine the positions of the windsock and wind direction indicator, ensuring that both are fully visible for competitors approaching the course. This determination is not subject to protest.

## 5.2 MINIMUM EXIT ALTITUDE ON ONE PASS

- 5.2.1 1200 metres AGL with 1 or 2 competitors
- 5.2.2 1500 metres AGL with 3 or 4 competitors
- 5.2.3 2000 metres AGL with 5 or 6 competitors

## 5.3 EQUIPMENT AND WEIGHTS

- 5.3.1 All competitors must wear a hard-shell protective head cover.
- 5.3.2 Protective equipment may be worn and is strongly recommended. It must not hinder the competitor's parachute equipment or compromise safety, as determined by the FAI Controller.
- 5.3.3 At the time of the weighing carried out by the Chief Judge, or a person designated by the CJ, DWIPE is calculated and recorded. DWIPE is the basis to define the maximum amount of additional individual weight allowed in accordance with the list in Annex E.
- 5.3.4 A deviation of one kilogram on DWIPE measured in 5.3.3 will be allowed. This deviation is allowed to cover discrepancies between different scales used or a competitor being wet if weighed after the jump. (The 1 Kg deviation is subtracted from the measured weight to give the competitor potentially more extra weight according to Annex E).
- 5.3.5 Any additional weight components must have a single-handle quick-release system. The release handle must be located on the front part of the competitor's torso, be freely accessible and be made in such a way as to allow it to be easily operated by a rescue person in case of an emergency. It must not come loose by itself and must be acceptable to the FAI Controller.
- 5.3.6 A scale capable of indicating the weight in increments of 1/10 of a kilogram must be provided to the competitors. A second identical scale must be available to the Chief Judge, if requested.
- 5.3.7 The Chief Judge will determine random-competitor-weight-check selection during the competition after any competition jump.

## 5.4 OFFICIAL PRACTICE PERIOD

- 5.4.1 The official practice period (OPP) is the period before the official start date of the competition. The dates and other details pertaining to the OPP must be included in the Official Information Bulletins.

- 5.4.2 The organiser must provide the opportunity to do practice jumps for all events during the OPP. The schedule, any restrictions and details of the different event courses must be agreed by the CJ and the Meet Director and be announced at the beginning of each day so that competitors and judges may take advantage of the training period. Only the announced event may be trained in the announced times. Free time frames may also be announced for competitors to train any event of their choice.
- 5.4.3 During the OPP all competitors must make at least one training jump on the course. It is the responsibility of the competitor to comply with this rule in order to compete. This rule may be waived by mutual agreement of the FAI Controller, Chief Judge and the Meet Director, at their discretion, for a pertinent reason, such as weather, or arising from a written request from a competitor.
- 5.4.4 During the OPP and before the start of the competition, an official course closing drill must be conducted by the Chief Judge. The time of which must be announced in advance, so that all officials and competitors can attend. This must be a full practice, and is mandatory for all Judges and Officials, including the use of the smoke, the emergency medical personnel, and a simulated call to the ambulance. The FAI Controller must approve of the system that was practiced and report the results to the Jury prior to the start of the competition.

## 5.5 JUMP ORDER AND EXIT ASSIGNMENT

- 5.5.1 The results of the most recent FCE will determine the jump order for the first round. Those competitors will be grouped in reverse order of the Combined FCE placings and will jump at the end of the round.
- 5.5.2 Individual Competitors who did not compete in the most recent FCE will have their jump order determined by random draw, made by the Chief Judge, will be positioned into the remaining open slots and will jump at the beginning of the round.
- 5.5.3 A person designated by the Meet Director will supervise and record the exit order assignment within each pass as determined by the competitors.
- 5.5.4 The competitors involved will receive an MR if the CJ or EJ is not notified of any change to the exit order assignment before the 15-minute call prior to boarding.
- 5.5.5 The order of exit passes will be rotated by 20%, rounded down, with the start of a new round in any event on a subsequent day. The rotation will be done by taking the first 20% of the passes, excluding rejump passes, and placing them at the end of the jump order. The Meet Director may also use the same procedure to rotate the order of exit passes when starting a different event on the same day.
- 5.5.6 The Meet Director may make and use an updated reverse combined jump order for any round of any event if time permits. In this case the 20% rotation is not additionally required.
- 5.5.7 By mutual agreement of the Meet Director and CJ, one event may begin prior to the completion of another event. The unfinished event may be completed later in the competition. No event holds a higher priority over any other event.
- 5.5.8 Where there is the option of a dual-entry setup into the course, one that permits navigating the course in more than one direction, the option can be selected for a complete round only. The course configuration must remain as described in the bid.

## 5.6 SAFETY VIOLATIONS

- 5.6.1 Competitors shall exit the course immediately after landing. A yellow card may be issued by the CJ or EJ for failing to comply with this rule and consequently creating a hazard for another competitor unless the circumstances are beyond the competitor's control as determined by the CJ or EJ.

- 5.6.2 A CJ may issue a yellow card to a competitor for a safety violation. They will be issued in general for unsafe actions, lack of sufficient canopy control, or erratic canopy handling.
- 5.6.3 A second yellow card is the equivalent of the issuance of a red card as per 5.6.5.
- 5.6.4 The CJ and the FAI Controller together, by mutual agreement, may issue a red card without a prior yellow card for any action that presents immediate danger and safety hazard to the competitor or others on the ground. Examples of this include, but are not limited to low approaches over the crowd or flying the canopy in an uncontrolled manner into any person or objects inside or outside of the course.
- 5.6.5 The issuance of a red card will result in the disqualification of the competitor from further participation in the competition, including the deletion of any results already achieved during the competition. The competitor will be marked as “disqualified” and will be listed in the ranking list after all other competitors.

## 5.7 SAFETY ISSUES

- 5.7.1 The CJ or the FAI Controller may suspend a competition at any time if wind or weather conditions are deemed to pose a safety hazard to the competitors even if the conditions are within the wind limits. The Meet Director must then notify the pilot to stop dropping competitors.
- 5.7.2 The aircraft pilot will signal the competitors when they are clear to exit. All the competitors will be briefed on the specific exit and spotting signals at the pre-event competitors’ meeting.
- 5.7.3 The Meet Director will inform the competitors via the pilot of any exit order or exit altitude changes or that the dropping of competitors must be stopped. The Meet Director must inform the CJ or EJ of any such changes or stopping of jumping.
- 5.7.4 Competitors must enter the course in order of exit. There must be sufficient exit delay between competitors to ensure safe separation and allow time for any judging and course maintenance. However, if it is not possible to enter the course in order of exit due to circumstances beyond the control of the competitor, the competitor may enter the course (provided there is no conflict with other competitors) and receive the assessed score as determined by the judges.
- 5.7.5 During all events, a person, appointed by the CJ, shall be equipped with an audible warning device in order to make competition personnel aware of approaching competitors by the following signals:
  - 5.7.5.1 Three (3) short signals indicating the exit of competitors from the aircraft
  - 5.7.5.2 One (1) long signal, when each competitor initiates the turn into the final approach. At this time, competition personnel must clear the course and take positions alongside the course.

## 5.8 EQUIPMENT CONTROL PROBLEMS

- 5.8.1 A competitor experiencing a control problem or malfunction requiring the use of the reserve canopy must not navigate the course and must utilise an alternate landing area if safe to do so.
- 5.8.2 A competitor experiencing a malfunction of the main parachute canopy that creates a control problem without requiring a canopy release shall not land on the course.
- 5.8.3 A qualified person shall be appointed by the CJ and will make an inspection of the equipment immediately after the competitor has landed to confirm that the competitor did suffer a malfunction that was not created by the competitor himself (e.g., packing error). The competitor must not disturb the canopy condition or equipment prior to inspection.

## 5.9 RE-JUMPS DUE TO EQUIPMENT PROBLEMS

- 5.9.1 A competitor experiencing a control problem or malfunction, not created by the competitor himself, as per 5.8, will be granted only one re-jump during the competition, otherwise the actual score of the affected jump will be applied.

## 5.10 RE-JUMPS DUE TO WEATHER CONDITIONS

- 5.10.1 If the wind exceeds the maximum limit at any time in the period between when the competitor initiates the turn to final approach and to when the landing of the competitor ends, the following applies:
- 5.10.1.1 In Distance and in Speed, no score will be awarded and the competitor shall make a re-jump.
- 5.10.1.2 In Zone Accuracy and Freestyle, the competitor must accept the achieved score within 10 seconds after receiving the assessments from the jump from the CJ or EJ; otherwise a re-jump for this round shall be made.
- 5.10.1.3 If winds exceed 5 m/s in Speed and Distance or 3 m/s in Zone Accuracy and change direction more than 90 degrees within 2 seconds (as measured and recorded automatically by an electronic device), a competitor landing within 30 seconds after the wind change must be offered a re-jump by the CJ or EJ. The competitor's decision for the re-jump must be made within 10 seconds of being advised of this offer; otherwise the score for the jump is automatically accepted and recorded.
- 5.10.2 If a competitor experiences adverse weather conditions as determined by the CJ or EJ, the competitor will be offered a re-jump. The competitor's decision for the re-jump must be made within 10 seconds of being advised of this offer; otherwise the score for the jump is automatically accepted and recorded.

## 5.11 RE-JUMPS DUE TO OUTSIDE INTERFERENCE

- 5.11.1 A competitor who suffers interference, on the ground or in the air from other competitors, jumpers, or temporary objects, as determined by the CJ or EJ, will be offered a re-jump.
- 5.11.2 At the sole discretion of the CJ or EJ, any other competitor suffering interference as a result of a competitor not clearing the course will be offered a re-jump.
- 5.11.3 At the sole discretion of the CJ or EJ if two or more competitors approach and/or enter the course close together and in the process create interference between each other, a re-jump may be offered to one, both or neither competitor.
- 5.11.4 The competitor's decision for the re-jump must be made within 10 seconds of being advised of this offer; otherwise the score for the jump is automatically accepted and recorded.

## 5.12 RE-JUMPS DUE TO TECHNICAL FACTORS

- 5.12.1 If the electronic timing and scoring system in the Speed event malfunctions and is unable to produce a score, a re-jump will be awarded to those competitors affected.
- 5.12.2 If a course marker or any technical scoring equipment has been rendered non-functional for any reason and cannot be repaired before the next competitor navigates the course, the next competitor(s) will be awarded a re-jump only if the damaged course marker or technical scoring equipment adversely affects the scoring process for a competitor as determined by the CJ or EJ.
- 5.12.3 In the event of a closed course, competitors are not allowed to enter or navigate the course. A yellow card may be issued if the competitor navigates the course creating a dangerous situation.

- 5.12.4 If it is not safe to stay outside of the course and/or an alternative landing area is not available, the competitor may make a normal, non-aggressive landing on the course.
- 5.12.5 A competitor complying with the above will be granted a re-jump as decided by the CJ or EJ, otherwise an MR will be applied for that jump.

### 5.13 RE-JUMP PROCEDURES

- 5.13.1 Each competitor who is granted a re-jump must receive a Re-Jump Form from the CJ or EJ to be handed in to the Meet Director.
- 5.13.2 The competitor must make the re-jump at the earliest opportunity as determined by the Meet Director, who will inform the CJ, before the 15-minute-call is made, on which load and in which exit order the re-jump will be performed.

## 6 SCORING

### 6.1 SCORING IN ALL EVENTS

- 6.1.1 If not otherwise specified, §6.1 applies to all events.
- 6.1.2 Scoring G1 in all events will yield at least a default result (DR), unless there is a disqualification.
- 6.1.3 Except in the case of an ME or disqualification, if out flying, marker strike, off-course landing, canopy down, vertical extension, or no water drag (OF, MS, OC, CD, VE, NW) penalty is applied for a jump after G1 has been scored, the result for the jump will be a DR.
- 6.1.4 A Minimum result (MR) applies for a jump in the following situations:
  - 6.1.4.1 Missed entry (ME) assessed, no matter where the competitor lands
  - 6.1.4.2 Failure to wear a protective helmet while navigating the competition course
  - 6.1.4.3 Failure to notify a change in the jump order or creating interference, as determined by the CJ or EJ (see §5.5.4)
  - 6.1.4.4 Exceeding the AIW allowed as per Annex E

### 6.2 SCORING IN CARVED SPEED 70 METRES

- 6.2.1 The competitor must break the sensor beam(s) with some part(s) of the body at G1 to start and at G5 to stop the timing and at least some part of the competitor's body must remain within the boundaries of the Carved Speed course from G1 through G5.
  - 6.2.1.1 Out flying (OF) and vertical extension (VE) will be applied at gates G2 through G5
  - 6.2.1.2 Off-course landing (OC) applies after G1 has been scored, but before G5 has been scored.
- 6.2.2 Surface contact by the competitor within the boundaries of the course is permitted as long as the competitor keeps the canopy kited so that no canopy down (CD) occurs before the competitor has scored G5 with some part of the body. CD after G5 has been scored does not affect the score achieved.
- 6.2.3 A competitor's score for the jump is the time taken to navigate the course and is measured to the thousandth of a second.

### 6.3 SCORING IN DRAG SPEED 50 METRES

- 6.3.1 The competitor must drag water at some point before or at G1, otherwise no water drag (NW) applies.
- 6.3.2 Except for out flying (OF), §6.2 applies.

### 6.4 SCORING IN MAX SPEED 50 METRES

- 6.4.1 Except for out flying (OF) and no water drag (NW), §6.2 applies.

### 6.5 SCORING IN DRAG DISTANCE 50 METRES

- 6.5.1 The competitor must drag water at some point before or at the leading edge of G1, otherwise no water drag (NW) applies.
- 6.5.2 Touching water within the course is allowed.
- 6.5.3 Penalties applies at Drag Distance 50m:
  - 6.5.3.1 Off-course landing (OC) applies
  - 6.5.3.2 Vertical extension (VE) and Out-flying (OF) will be applied at G5 at 50 metres.
- 6.5.4 The competitor's landing must start and come to a complete stop within the boundaries of the course. Off-course landing (OC) applies if surface contact occurs outside of the course and no part of the competitor's body remains in surface contact within the boundaries of the course at the same time.
- 6.5.5 A competitor's score for a landing as in §6.5.4 will be:
  - 6.5.5.1 35 metres if the landing is between G1 and G5 or surface contact was made with the land portion of the course before G5.
  - 6.5.5.2 50 metres if the landing is at G5
  - 6.5.5.3 The measured distance for landing farther than 50 metres to the point on the course that has been touched during landing which is closest to G1, measured in metres to the second decimal.

### 6.6 SCORING IN MAX DISTANCE

- 6.6.1 Touching water before and within the course is allowed but not required.
- 6.6.2 After scoring G1, the competitor's landing must start and come to a complete stop within the boundaries of the course. Off-course landing (OC) applies if surface contact occurs outside of the course and no part of the competitor's body remains in surface contact within the boundaries of the course at the same time.
- 6.6.3 A competitor's score for a landing as in §6.6.2 will be:
  - 6.6.3.1 35 metres if the landing is between G1 and 50 m or having surface contact with the land portion of the course before 50 m.
  - 6.6.3.2 50 metres if the landing is at 50 m.
  - 6.6.3.3 The measured distance for landing farther than 50 metres to the point on the course that has been touched during landing which is closest to G1, measured in metres to the second decimal.
  - 6.6.3.4 At the discretion of the CJ/EJ, and depending on the wind speed, the judges will award 55m for landing between 50 and 60m, 66m for landing between 60 and 70m, 77m for landing between 70 and 80m. and

a landing of more than 80 metres to the point on the course that has been touched during landing which is closest to G1, will be measured in metres to the second decimal.

## 6.7 SCORING IN FULL DRAG DISTANCE

- 6.7.1 Touching water before or at the entry of the course G1 is mandatory otherwise a ME will be applied.
- 6.7.2 A WZ is defined as the area from the leading edge of the marking buoys to the following zone, in WZ5 to the marked water line and within the boundaries of the course. There are 5 water zones, 10 metres long each.
- 6.7.3 Vertical extension (VE) will be applied at G1 and G7. G7 is positioned on the course 20 metres after the end of Water Zone 5.
- 6.7.4 After scoring all Water Zones, the competitor's landing must start and come to a complete stop within the boundaries of the course. Off-course landing (OC) applies if surface contact occurs outside of the course and no part of the competitor's body remains in surface contact within the boundaries of the course at the same time.
- 6.7.5 If a competitor fails to drag WZ1, WZ2, WZ3, WZ4 or WZ5 the score will be DR.
- 6.7.6 The measured distance for landing is the distance from G1, to the point on the course that has been touched during landing closest to the waterline, measured in metres to the second decimal.
- 6.7.7 35 metres if the landing is between G1 and G6.

## 6.8 SCORING IN ZONE ACCURACY

- 6.8.1 The competitor's landing must start and come to a complete stop within the boundaries of the course. OC applies if surface contact occurs outside of the course and no part of the competitor's body remains in surface contact within the boundaries of the course at the same time.
- 6.8.2 A competitor must earn Water Gate Drag points for at least one Water Gate to be awarded landing zone points. Points are awarded for each Water Gate Drag of a Gate. Point values for Water Gates are as in Annexe F. No water gate points will yield a DR.
- 6.8.3 A competitor must earn landing zone points for at least one landing zone to be awarded Water Gate Drag points. Landing in water after scoring G1 will yield a DR. Landing Zone point values are as in Annexe F. The competitor is awarded the score of the zone with the lowest point value that was touched during the landing. No landing zone points will yield a DR.
- 6.8.4 A competitor's score for a round in Zone Accuracy is the sum of Water Gate points and Landing Zone score minus 10 points for the failure to perform a stand-up landing (UP).

## 6.9 CALCULATION OF POINTS

The calculation to convert the scores of each round into points is as follows:

- 6.9.1 The competitors are ranked in each round of each event using the actual score collated for the round (Distance and Zone Accuracy, highest score first, Speed, lowest score first).
- 6.9.2 Distance and Zone Accuracy: The score of the top ranked competitor in each round is set to 100%, expressed as 100 points. The remaining competitors' scores of the round are calculated as a percentage of the top ranked competitor's result – expressed in points, calculated to the third decimal place with no rounding applied.



- 6.9.3 Speed: Each recorded score is raised to the power of **1.333**, calculated and displayed to the third decimal with no rounding applied. The resulting calculated score of the top ranked competitor in each round is set to 100%, expressed as 100 points. The remaining competitors' scores for the round are calculated as the inverse percentage of the top ranked competitor's result, expressed in points, and calculated to the third decimal place with no rounding applied.

## 7 JUDGING

### 7.1 JUDGES' CONFERENCE

- 7.1.1 The CJ will organise a judges' conference prior to the start of the competition. All judges shall attend the conference.
- 7.1.2 All members of the panel of judges must be FAI Canopy Piloting judges.
- 7.1.3 Judges-in-training may be used in addition to the panel of judges provided they are under the direct supervision of the CJ or Chief Judge of Training and have attended the judge's conference.
- 7.1.3.1 The Organiser must provide and assign two (2) additional persons to assist the judges during the competition. At least one of these helpers must be able to set up and operate the video judging system. They should preferably have at least a local CP judge rating. If any of these persons are not a CP judge, they should be vetted before being accepted for the position. These persons must be made available to and approved by the CJ, no later than the day before the OPP starts.
- 7.1.4 Each performance shall be judged by at least three members of the panel of judges.
- 7.1.5 Practice jumps will be judged at the discretion of the CJ. The time period during which the relevant events will be judged during the OPP will be announced by the CJ.
- 7.1.6 Judges will be strategically positioned at the course according to the needs of the specific event and to the technical equipment in use for the specific event as determined by the CJ or EJ.
- 7.1.7 In all events, the assigned judges will use the respective signals or methods as determined by the CJ to indicate the scores.
- 7.1.7.1 Failure to score the gates is indicated by the assigned judge with the respective signal.
- 7.1.7.2 Scores for the landing in Zone Accuracy, including UP, and in drag distance are noted on independent score sheets. They are transmitted to the scoring processor by means determined by the CJ.
- 7.1.7.3 The judges must record any rule violation of a competitor (i.e., ME, MS, OF, OC, VE, CD, exit order mix-up, interference, control problems, etc.) as well as the need for a video review (VR), for any reason.
- 7.1.7.4 All judges shall watch for unsafe canopy flight by competitors. If a judge witnesses what he/she feels was an unsafe act, they shall inform the Chief Judge so that a YC or RC may be issued, if so decided.

## 8 VIDEO CAMERAS

### 8.1 USE OF VIDEO CAMERA SYSTEM

- 8.1.1 In each event there must be a video camera system set up, which must be capable of reduced speed playback. The system must include audio and record all cameras on a hard drive. Images from all cameras must be synchronised and be accessible instantly. It must be a secure closed system with media access limited to the Judges Panel and not linked to the internet.

- 8.1.2 The Video Camera System or electronic system will be used as an additional tool to verify the score at the discretion of the CJ or EJ in any event.
- 8.1.3 The positioning of the cameras shall be event related for course surveillance in general and for the specific requirements in each event for gates, entries into the course and landing areas. The positioning of the cameras will not be grounds for protest.
- 8.1.4 If the CJ or EJ decides that the video set-up at the course allows for video judging of all or parts of the course, the minimum evaluation principles (§7.1.4) apply for video judging.
- 8.1.5 After the competition, the camera operator is responsible for submitting the relevant competition videos to the relevant persons, as per Sporting Code: Section 5.

## 8.2 VIDEO REVIEW

- 8.2.1 At the request of a member of the judging panel, and if the VR has been recorded on the judge's score sheet, the CJ or EJ shall order a review of the jump in question at the earliest opportunity. One Judge must be positioned on the VC-System during all the competition jumps to cross check and verify each jump, and inform the CJ in cases where a CP-VRP has to be called.
- 8.2.2 The video review request will be noted on a Video Review Form, which must be handed to the Chief Judge, to initiate the VR procedure.
- 8.2.3 The CP-VRP of three persons is composed of the CJ and/or EJ, and if possible, the panel member that requested the review, and/or one other judge.
- 8.2.4 A VR cycle is comprised of a maximum of three viewings of part(s) of the jump in question. Reduced speed playback may be used after the first viewing.
- 8.2.5 At any time during the review process and without discussion, the judges will render their decision using the following procedure:
  - 8.2.5.1 Confirmation of the assessment on the judge's original score sheet
  - 8.2.5.2 Determination of the outcome of a VR using a voting process overseen by the CJ or EJ: Any decision must be rendered clearly by "YES" or "NO" only, (i.e., by thumbs-up-thumbs-down on command or by indication of a "Y" or "N" on paper etc.) without any application of in-between decision possibilities or options other than "YES" or "NO".
  - 8.2.5.3 The initial assessment on the score sheet can only be changed with a unanimous decision of the video review panel.
  - 8.2.5.4 A majority decision of a video review panel leaves the initial assessment unchanged. If no initial assessment was made for any reason on the score sheet, the majority vote will be used as the decision.
- 8.2.6 The CJ will review the decision of the video review panel, document the result on the Video Review Form and adjust the competitor's score on the score and result list, if applicable.
- 8.2.7 The scores will not be final until the data and/or recording media are reviewed, if necessary. The CJ shall be responsible for determining a competitor's final result and place.

## 8.3 CHALLENGES

- 8.3.1 Competitors shall be entitled to invoke a video review challenge in the distance, carved speed, and zone accuracy events.

- 8.3.2 Competitors may only challenge judging calls assessed of their own performance.
- 8.3.3 The challenge must state the single gate, zone, or penalty indicator that is being challenged.
- 8.3.4 No challenge shall be accepted for which the gate, zone, or penalty indicator is not covered by a functioning official camera covered under § 8.1. If a video review was already performed on the gate, zone, or penalty indicator by request of a judge before the official score was posted, it cannot be challenged by the competitor.
- 8.3.5 The fee to invoke a challenge, may be found on the FAI Fees Schedule on the FAI website. The CJ will give the retained Challenge Fees to the Jury President.
- 8.3.6 The Challenge Form, (Annex J) and Fee must be submitted to the Chief Judge within one hour of posting of the relevant score.
- 8.3.7 The video review for a challenge will be conducted in accordance with § 8.2. regarding Video Review, except for § 8.2.3. The judge whose assessment is being challenged will not be on the CP-VRP.
- 8.3.7.1 The competitor will be given the opportunity to watch the video(s) in question after the completion of the review.
- 8.3.7.2 If during the review process, the video cannot be retrieved or is deemed unjudgeable, the score will remain unchanged, the fee returned to the competitor, and the competitor shall retain their right to further challenges during the competition.
- 8.3.7.3 If the judges' decision is upheld by the review, the score shall remain unchanged, the challenge fee shall be retained by the CJ, and the competitor will no longer have the right to invoke further video review challenges again during the competition. Fees retained will be handed to the Jury President.
- 8.3.7.4 If the video review results in a decision favorable to the competitor, the posted score shall be changed as appropriate, the challenge fee shall be returned to the competitor, and the competitor shall retain their right to further challenges during the competition.
- 8.3.8 Competitors may submit multiple challenges for the same jump for the single fee in a declared sequential order until losing a challenge.
- 8.3.8.1 Each separate challenge is processed in the order requested by the competitor.
- 8.3.8.2 After the first failed challenge, the remaining challenges will not be reviewed, the posted score will be changed for the prior successful challenges, and otherwise § 8.3.7.3 will apply.
- 8.3.8.3 If all challenges are successful, § 8.3.7.4 will apply.

## 9 DETERMINATION OF CHAMPIONS

### 9.1 EVENT CHAMPIONS

- 9.1.1 Individual Event Champion: In each valid event, Speed, Distance or Zone Accuracy, the individual Champion of an event is the competitor with the highest aggregate number of points from all completed rounds in that particular event.
- 9.1.2 Combined Champion: The competitor with the highest aggregate combined number of points from all three valid events. If there are less than three valid events, there will be no Combined Champion.

- 9.1.3 Combined National Team Champion: The team which accumulates the highest aggregate points using each team member's aggregate combined points, provided that there are three valid events. If there are less than three valid events, there will be no Combined National Team Champion.

## 9.2 TIE-BREAKS

- 9.2.1 In any specific event, if two or more competitors have the same cumulative total number of points in the first three places of an event, the following procedures will be applied in the order listed to break the tie:
- 9.2.1.1 One tie-breaking jump in the specific event.
- 9.2.1.2 If a tie break jump is not possible, first the highest result, then the second highest result, then the third highest result in any of the completed rounds in this specific event and so on until the tie is broken.
- 9.2.1.3 If the tie cannot be broken the competitors will be placed with the same ranking.
- 9.2.2 For the combined champion, if two or more competitors have the same cumulative total number of points in the first three places in Overall, the following procedures will be applied in the order listed to break the tie:
- 9.2.2.1 First the highest result, then the second highest result, then the third highest result in any of the completed rounds, and continuing until the tie is broken.
- 9.2.2.2 If the tie cannot be broken the single best distance score in a completed round will have the higher standing.
- 9.2.2.3 If the tie cannot be broken the competitors will be placed with the same ranking.

## 9.3 MEDALS AWARDED

- 9.3.1 Speed Champion: 1st Place, 2nd Place, 3rd Place
- 9.3.2 Distance Champion: 1st Place, 2nd Place, 3rd Place
- 9.3.3 Zone Accuracy Champion: 1st Place, 2nd Place, 3rd Place
- 9.3.4 Overall Champion: 1st Place, 2nd Place, 3rd Place
- 9.3.5 National CP Team Champion: 1st Place, 2nd Place, 3rd Place

## ANNEX A: GENERAL COURSE SPECIFICATIONS

- A.1 All courses must begin over a body of water.
- A.2 All courses built after 2024 must be 10 metres wide (+- 20cm) as measured between the insides of the upright section of the marker, ignoring the base, over the total length of the course.
- A.3 The body of water must be a minimum of 15 metres wide and at least 65 metres long.
- A.4 Where applicable, the body of water must provide a minimum safety area of 20 metres before G1. However, if the location allows, the safety area is recommended to be as large as possible.
- A.4.1 The body of water must provide a minimum depth of 0.60 metres over the minimum width from the beginning of the pond to G2.
- A.4.2 The minimum requirements for the depth of the pond beginning at G2 and sloping gradually up to the end of the pond is permitted, as long as a minimum depth is provided of:
- 0.50 metres at G3, to
  - 0.40 metres at G4.
- A.4.3 For safety reasons, the water level must be kept high enough to provide a smooth transition from the water level to the ground surface around the exit sides of the pond (maximum 5 cm allowance).
- A.4.4 If the water is deeper than 1.5 metres, suitably equipped rescue personnel are required.
- A.5 A minimum safety zone of 5 metres must be along all sides of the course and pond. This may be indicated by marking devices, which shall not be higher than 5 metres and be acceptable to the CJ and CTD.
- A.6 Gate Area and Target Area
- A.6.1 The gate area is the part of the course between G1 and G5 in Carved Speed and Drag Distance, in Zone Accuracy the gate area from G1 to the waterline.
- A.6.1.1 On a straight course the distance between G1 and G5 is 50 metres; on a carved course the distance is 70 metres measured along the centreline.
- A.6.1.2 The distance between G1 and the demarcation line between Zone 1 and Zone 2 is 50 metres.
- A.6.2 Course markers for G1 in all events, G2, G3, G4 and G5 in Carved Speed and in Drag-Distance must be a minimum of 0.20 metres in diameter and be 1.5 metres in height +/- 5 cm, measured from the surface They must be fixed in position in such a way that the centre axis of the marker may only move a maximum of 10 cm from their approved position.
- A.6.3 Course markers G2 through G4, if not specified otherwise, may be marker buoys with a minimum diameter of 0.20 metres.
- A.6.4 The target area is the part of the course after the waterline, which must be indicated by sidelines made of line-type material, or markings clearly visible from above. The water line may also be marked at the discretion of the CJ.
- A.7 All courses and video cameras/systems must be acceptable to the CJ.
- A.8 For the Speed Event there must be a spare course marker with the appropriate colour for each side of the course, readily available to replace a broken one.

A.9 For the speed event there must be an electronic device to display the achieved time synchronised with the Speed Timing System or the Scoring System. It should be located close to the course visible to competitors and spectators.

## **ANNEX B: SPEED COUSE SPECIFICATIONS**

### **B.1 CARVED SPEED COURSE SPECIFICATIONS**

B.1.1 The course between G1 and G5 shall be 70 metres long measured along the centreline of the course.

B.1.2 The course shall have an angle of 75° and a radius of 53.48 metres measured along the centreline.

B.1.3 Electronic sensors must be set up to give a course length of 70 metres, measured along the centreline.

B.1.4 At G1 and G5 a sensor system shall be installed, subject to approval by the CJ

B.1.4.1 The electronic sensors shall be placed inside (after) G1 and outside (after) G5. The sensors should be offset the same amount from the Gate Markers G1 and G5 respectively

B.1.4.2 The Sensors should be placed at the same level as the top of the course markers at G1 and G5. If installed, the lower sensors should be placed at approximately 0.9 m below the upper sensor.

B.1.5 There shall be 5 pairs of course markers incl. G1 and G5 evenly spaced over the length of the course.

B.1.5.1 The course markers on the inside of the course shall be of a contrasting, and of a darker colour than on the outside curve, as seen from above.

B.1.5.2 The course markers of G1 and the inside curve course markers on the water portion of the course, should be of the inflatable type, providing a course width of approx. 10 metres.

B.1.5.3 A minimum of 10 metres at the end of the course must be out of the water.

B.1.6 The carve direction must be specified in the accepted bid for the event, and must be published in the Official Information Bulletins. The carved course can be carved in any direction, left or right.

B.1.7 After the G5 a sufficient amount of landing area must be available to allow for safe landings. The size of the landing area must be acceptable to the CJ, FAI Controller and MD.

### **B.2 DRAG AND MAX SPEED COURSE 50 METRES**

B.2.1 The course is straight and shall have a length of 50 metres between the sensors at G1 and G5, measured along the centreline.

B.2.1.2 Speed measurement shall be done using a double-sensor system as described in B.1.4.

B.2.1.3 Course markers should have the same dimensions and height as described in B.1. Polystyrene-type markers are acceptable as determined by CTD and CJ.

## ANNEX C: DISTANCE COURSE SPECIFICATIONS

### C.1 DRAG-DISTANCE COURSE SPECIFICATIONS

- C.1.1 Beginning at G5, metric measurement tapes having a combined minimum length of 200 metres must run down one side of the course. The tapes must show increments of 1 cm, be flat on the surface, and if applicable on top of the course marking device.
- C.1.2 The 50-metre line shall be visibly marked.
- C.1.3 The current World Record shall be visibly marked.
- C.1.4 At 50 metres from the Entry Gate course markers with a height of 1.5 metres +/- 5 cm and a minimum diameter of 0.20 metres shall mark Gate 5 (G5).
- C.1.5 Attachment devices used on the course shall be placed in such a way, that no obstacle or hazard is created for anyone on or around the course.
- C.1.6 All devices and the positioning of them must be acceptable to the CJ and FAI-Controller.
- C.1.7 Course length
  - C.1.7.1 Venue sites require a minimum course length +50 metres over the current World Record .

### C.2 MAX-DISTANCE COURSE SPECIFICATIONS

- C.2.1 Course dimension and conditions are according to C.1.1, C.1.2, C.1.3, C.1.5, C.1.6 and C.1.7.

### C.3 FULL DRAG DISTANCE COURSE SPECIFICATIONS

- C.3.1 Beginning at the water line, at the end of WZ5, a metric measurement tape having a minimum length of 200 metres, showing increments of 1 cm, must run down one side of the course, being flat on the surface, and if applicable, on top of the course marking device. The Waterline is defined as the line at the end of WZ5.
- C.3.2 Each water zone from WZ1 to WZ5 will be 10 meters long. The distance from G1 to G7 will be 70 meters.
- C.3.3 At 70 metres from G1, course markers with a height of 1.5 metres +/- 5 cm and a minimum diameter of 0.20 metres shall mark Gate 7 (G7).
- C.3.4 Attachment devices used on the course shall be placed in such a way that no obstacle or hazard is created for anyone on or around the course.
- C.3.5 All devices and the positioning of them must be acceptable to the CJ.

## ANNEX D: ZONE ACCURACY COURSE SPECIFICATIONS

- D.1 The course consists of two rows of markers that form a series of four gates, and also the landing zones.
- D.2 The body of water will cover 44 (+/- 1m) metres from entry gate G1, to the waterline. The waterline may be additionally marked if deemed necessary by the CJ.
- D.3 Water gates G1 through G4 are approximately 12 metres apart from each other.
- D.4 The distance from water gate G4 to the waterline shall be 8 metres +/- 1 metre.
- D.5 The distance from G1 to the line between Zone 1 & Zone 2 is 50 metres.
- D.6 Landing zones: The shape, dimensions and point value of the landing zones must be as depicted in Annex F.
- D.7 Demarcation-lines mark the areas separating each zone. As with the sidelines, they must be made of material to minimise injury, to be able to be quickly repaired, to be wide enough so to be clearly visible from above, and must be acceptable to the CTD and CJ.
- D.8 Centre Zone demarcation lines must be of a contrasting colour to the other zone demarcation lines.
- D.9 Zone 7 must have indicators outside of the zone, to indicate its location (i.e. flags etc.).
- D.10 Zone Lines
  - D.10.1 The zone demarcation lines belong to the zone with the higher scoring points. Sidelines are part of the adjacent zones.
  - D.10.2 The line at the end of zone 10 is defined as part of zone 10.
- D.11 The zones must be filled & covered with a material designed to minimise injury and must be acceptable to the CTD and the FAI controller. The accuracy pit should be filled with Pea Gravel, or similar material, ranging from 2 mm to 10 mm in diameter, and the pit should have a filled depth of at least 30cm. The Pea Gravel should be level with any part of the course or land that is adjacent to it, i.e. the edge of the pond, or the continuation of the Distance course for example.
- D.12 All the above specifications must be acceptable to the FAI Controller.



## ANNEX E: LIST FOR DRESSED WEIGHT (DWIPE) AND ADDITIONAL INDIVIDUAL WEIGHT (AIW)

Note: The maximum AIW allowed is 15.9 Kg.

DWIPE (kg)	AIW (kg)	Total Weight (kg)	DWIPE (kg)	AIW (kg)	Total Weight (kg)
<77.2	15.90	93.10	<89.0	7.60	96.60
<77.6	15.60	93.20	<89.5	7.30	96.80
<78.1	15.30	93.40	<89.9	7.00	96.90
<78.5	15.00	93.50	<90.4	6.70	97.10
<79.0	14.60	93.60	<90.8	6.40	97.20
<79.5	14.30	93.80	<91.3	6.00	97.30
<79.9	14.00	93.90	<91.7	5.70	97.50
<80.4	13.70	94.10	<92.2	5.40	97.60
<80.8	13.40	94.20	<92.6	5.10	97.70
<81.3	13.00	94.30	<93.1	4.80	97.90
<81.7	12.70	94.50	<93.6	4.50	98.00
<82.2	12.40	94.60	<94.0	4.10	98.10
<82.6	12.10	94.70	<94.5	3.80	98.30
<83.1	11.80	94.90	<94.9	3.50	98.40
<83.5	11.50	95.00	<95.4	3.20	98.60
<84.0	11.10	95.10	<95.8	2.90	98.70
<84.5	10.80	95.30	<96.3	2.50	98.80
<84.9	10.50	95.40	<96.7	2.20	99.00
<85.4	10.20	95.60	<97.2	1.90	99.10
<85.8	9.90	95.70	<97.6	1.60	99.20
<86.3	9.50	95.80	<98.1	1.30	99.40
<86.7	9.20	96.00	<98.6	1.00	99.50
<87.2	8.90	96.10	<99.0	0.60	99.60
<87.6	8.60	96.20	<99.5	0.30	99.80
<88.1	8.30	96.40	≤ 99.9	0.00	99.90
<88.6	8.00	96.50	100+	0.00	

### WEIGHING PROCEDURE:

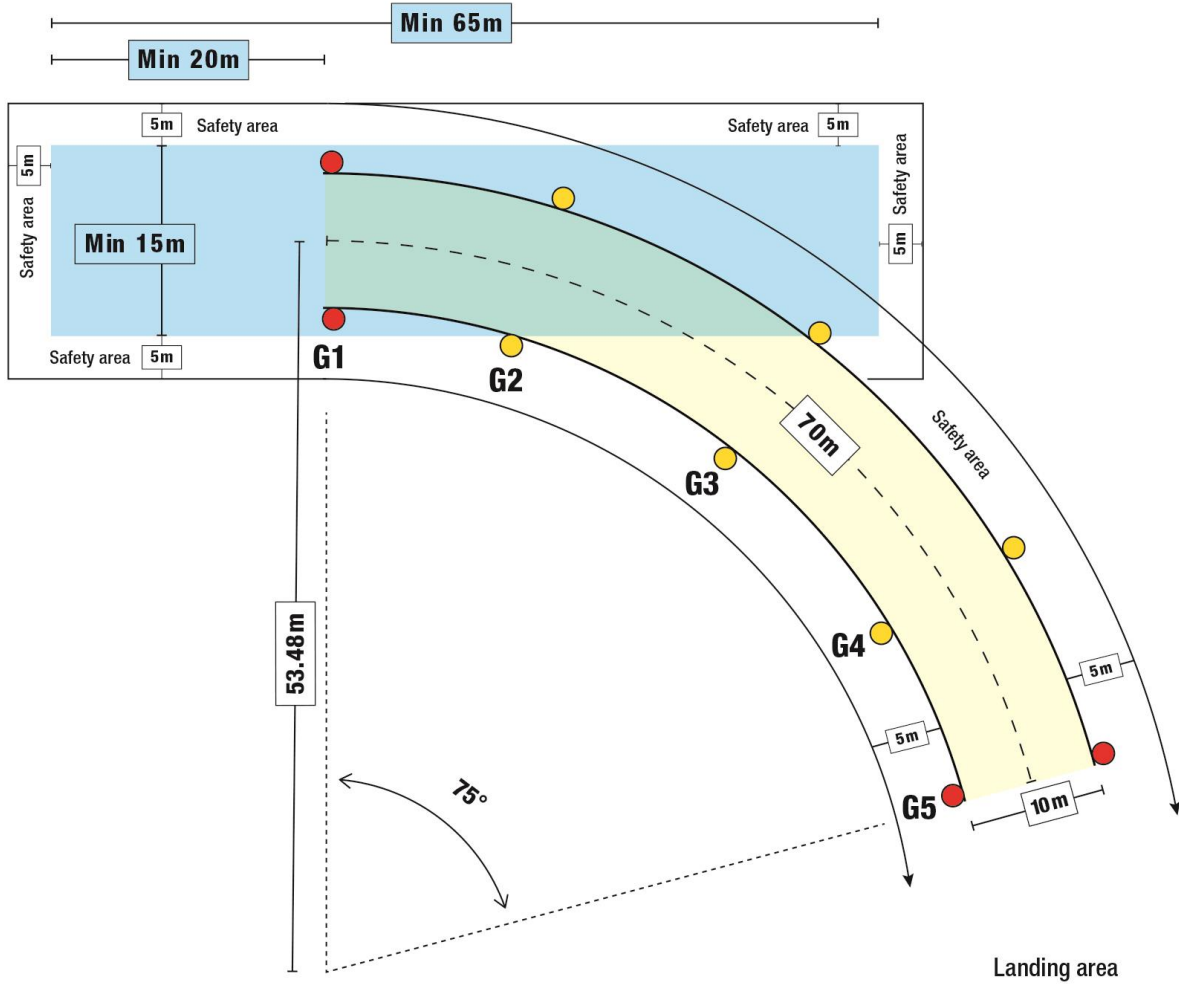
At the time of the Weight check:

1. The competitor's DWIPE less one kilogram allowed for discrepancies is determined.
2. The DWIPE obtained in 1 above is used to determine the AIW allowed per the list in Annexe E.
3. The competitor's AIW is weighed and compared to the AIW determined in 2 above.
4. If the AIW determined in 3 above is more than the AIW determined in 2 above, a MR will be recorded for that round.

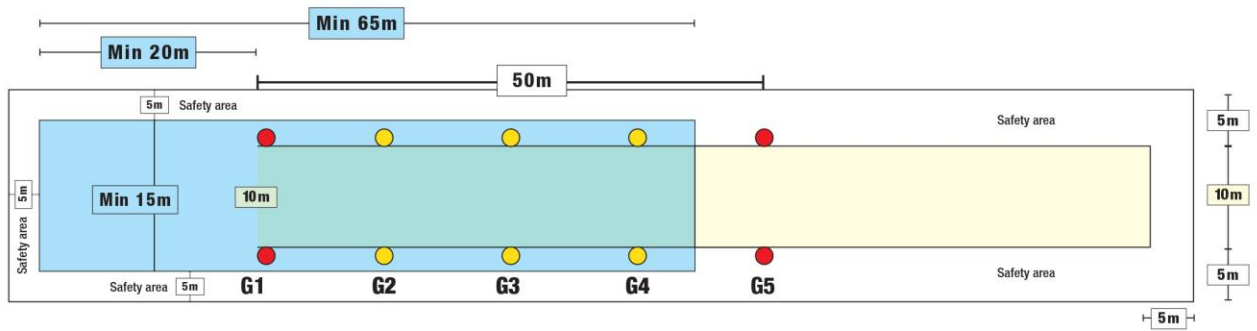
## ANNEX F: EXAMPLES OF COURSE LAYOUTS

### F.1 Speed Courses

#### F.1.1 Carved Speed Course (Carved Speed 70 metres)

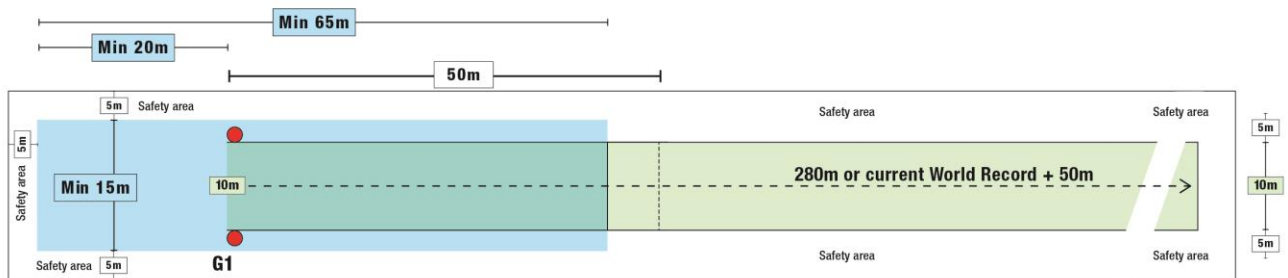


#### F.1.2 Straight Speed Course (Drag Speed 50 metres and Max Speed 50 metres)

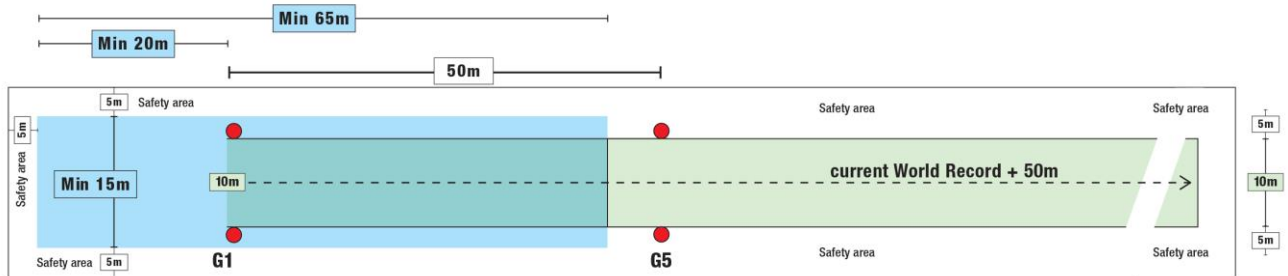


## F.2 Distance Courses

### F.2.1 Max Distance







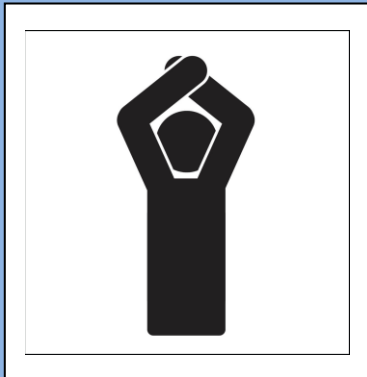
### F.2.2 Drag Distance



### F.2.3 Full Drag Distance



## ANNEX G: RECOMMENDED STANDARD JUDGING SIGNALS

		
Missed Entry (ME)	Vertical Extension (VE) No Water Drag (NW)	Out Of Course Landing (OC) Out of Course Flying (OF)
		
Canopy Down (CD) Down Landing (DN)	Video Review (VR)	

## ANNEX H: VIDEO REVIEW FORM

<p><b>VIDEO REVIEW REQUEST</b></p> <p>Competitor Name: _____</p> <p>Competitor #: _____</p> <p>Round #: _____</p> <p>CP Event:      Speed <input type="checkbox"/>      Distance <input type="checkbox"/>      Accuracy <input type="checkbox"/></p>	<p><b>ORIGINAL ASSESSMENT</b></p>
	<p>Examples: G3 NW; Z5 DN; VE G5</p>

<p><b>VIDEO REVIEW PANEL</b></p> <p>Requesting Judge: _____</p> <p>CJ or EJ: _____</p> <p>Additional Judge: _____</p>	<p><b>DECISION SYSTEM</b> Determined by CJ/EJ</p> <p>Thumbs Up/Down <input type="checkbox"/></p> <p>Paper <input type="checkbox"/></p> <p>Other <input type="checkbox"/></p>
---	--

<p><b>FINAL DECISION</b></p> <p>Majority Vote (2:1) <input type="checkbox"/> <b>No Change</b> to Initial Assessment</p> <p>Unanimous (3:0) <input type="checkbox"/> <b>No Change</b> to Initial Assessment</p> <p>Unanimous (3:0) <input type="checkbox"/> <b>Change</b> to Initial Assessment</p>	<p>Original Assessment Exists</p>
--	---

<p><b>FINAL DECISION</b></p> <p>Majority Vote (2:1) <input type="checkbox"/> Final Assessment: _____</p> <p>Unanimous (3:0) <input type="checkbox"/> Final Assessment: _____</p> <p>Note: A majority decision of a VR leaves the initial assessment unchanged, except in the situation in which initially no assessment has been made for any reason on the scoresheet. Then, the majority vote will make the decision.</p>	<p>No Original Assessment Exists</p>
---	--

<p><b>CERTIFICATION</b></p> <p>Chief Judge: _____</p> <p>Date: _____</p>	<p><b>FINAL ACTION</b></p> <p>CJ Initials</p> <p>In accordance with the decision of the VRP, the CJ has documented the action on the score sheet and on the score list for the round.</p>
--	---

## ANNEX I: RE-JUMP FORM

Re-Jump Authorisation	Load Information
Competitor Name: _____	1 <sup>st</sup> Call Time: _____
Start #: _____	Boarding Time: _____
Round #: _____	Aircraft: _____
CJ/EJ Signature: _____	

Re-Jump Authorisation	Load Information
Competitor Name: _____	1 <sup>st</sup> Call Time: _____
Start #: _____	Boarding Time: _____
Round #: _____	Aircraft: _____
CJ/EJ Signature: _____	

Re-Jump Authorisation	Load Information
Competitor Name: _____	1 <sup>st</sup> Call Time: _____
Start #: _____	Boarding Time: _____
Round #: _____	Aircraft: _____
CJ/EJ Signature: _____	







Fédération Aéronautique Internationale  
Avenue de Rhodanie 54  
CH-1007 Lausanne  
Switzerland  
Tel: +41 21 345 10 70  
Fax: +41 21 345 10 77  
[www.fai.org](http://www.fai.org)  
[info@fai.org](mailto:info@fai.org)